

SECOMEA SITEMANAGER XX29 CONNECTIONS



Default

Installed Accessory:

Connections:

- UPLINK1 - Ethernet(cable)
- UPLINK2 – Not available
- DEV1 – Ethernet(Cable)



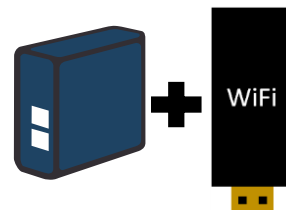
Scenario 1

Installed Accessory:

- WiFi USB Adapter (PN: 27250)

Connections:

- UPLINK1 - Ethernet(cable)
- UPLINK2 – WiFi Client
- DEV1 – Ethernet(Cable)



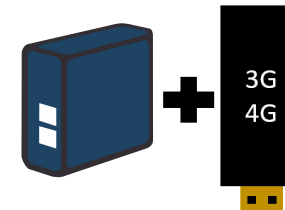
Scenario 2

Installed Accessory:

- 3G USB Modem (PN: 27024)

Connections:

- UPLINK1 - Ethernet(cable)
- UPLINK2 – 3G USB Modem
- DEV1 – Ethernet(Cable)



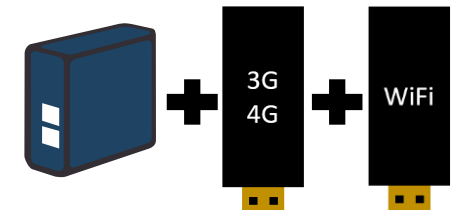
Scenario 3

Installed Accessory:

- WiFi USB Adapter (PN: 27250)
- 3G USB Modem (PN: 27024)

Connections:

- UPLINK1 - Ethernet(cable)
- UPLINK2 – WiFi Client
- DEV1 – Ethernet(Cable)



SECOMEA SITEMANAGER XX39 CONNECTIONS



Default

Installed Accessory:

Connections:

- UPLINK1 - Ethernet(cable)
- UPLINK2 – Internal 3G
- DEV1 – Ethernet(Cable)

Scenario 1

Installed Accessory:

- WiFi USB Adapter (PN: 27250)

Connections:

- UPLINK1 - Ethernet(cable)
- UPLINK2 – WiFi Client
- DEV1 – Ethernet(Cable)

Scenario 2

Installed Accessory:

- 3G USB Modem (PN: 27024)

Connections:

- UPLINK1 - Ethernet(cable)
- UPLINK2 - Internal 3G
- DEV1 - Ethernet(Cable)

“It is possible to configure the USB modem to be primary and internal 3G modem to be disabled.”

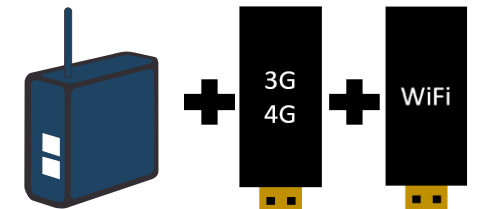
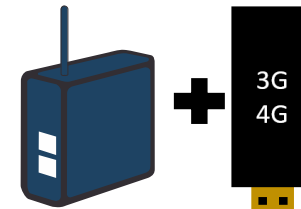
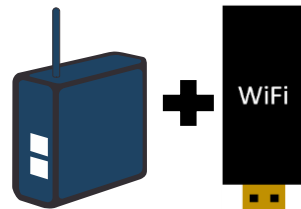

Scenario 3

Installed Accessory:

- WiFi USB Adapter (PN: 27250)
- 3G USB Modem (PN: 27024)

Connections:

- UPLINK1 - Ethernet(cable)
- UPLINK2 – WiFi Client
- DEV1 – Ethernet(Cable)



SECOMEA SITEMANAGER XX49 CONNECTIONS



Default


Installed Accessory:

- RP-SMA (PN:27216)
(Standard antenna included)

Internal WiFi = enabled

Connections:

- UPLINK1 - Ethernet(cable)
- UPLINK2 – WiFi Client
- DEV1 – Ethernet(Cable)



Scenario 1

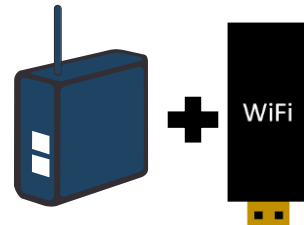
Installed Accessory:

- WiFi USB Adapter
(PN: 27101/27250)

Internal WiFi = disabled

Connections:

- UPLINK1 - Ethernet(cable)
- UPLINK2 – N/A
- DEV1 – Ethernet(Cable)
+ Access Point Mode



Scenario 2

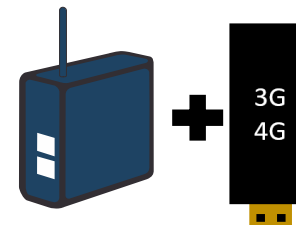
Installed Accessory:

- 3G USB Modem
(PN: 27024)

Internal WiFi = disabled

Connections:

- UPLINK1 - Ethernet(cable)
- UPLINK2 – 3G Modem
- DEV1 - Ethernet(Cable)



Scenario 3

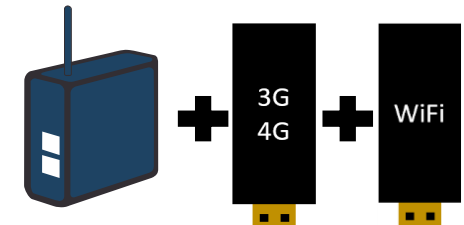
Installed Accessory:

- WiFi USB Adapter
(PN: 27250)
- 3G USB Modem
(PN: 27024)

Internal WiFi = disabled

Connections:

- UPLINK1 - Ethernet(cable)
- UPLINK2 – 3G Modem
- DEV1 – Ethernet(Cable)
+ Access Point Mode



SECOMEA WIFI AND 3G SMA CONNECTOR TYPES



Note:
You cannot use the same antenna for 3G and WiFi

SMA = SubMiniature Version A
RP = Reverse Polarity
RF = Radio Frequency

SMA Male



SMA Female



RP-SMA Male



RP-SMA Male



- ↓
- P/N 26920
- P/N 26959
- P/N 26961
- P/N 26920
- P/N 26959
- P/N 27114



XX39 Models

P/N 27114



XX49 Models

P/N 26959



P/N 27102



P/N 26919



P/N 27114



P/N 26961



P/N 26920

